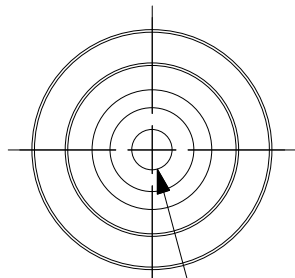
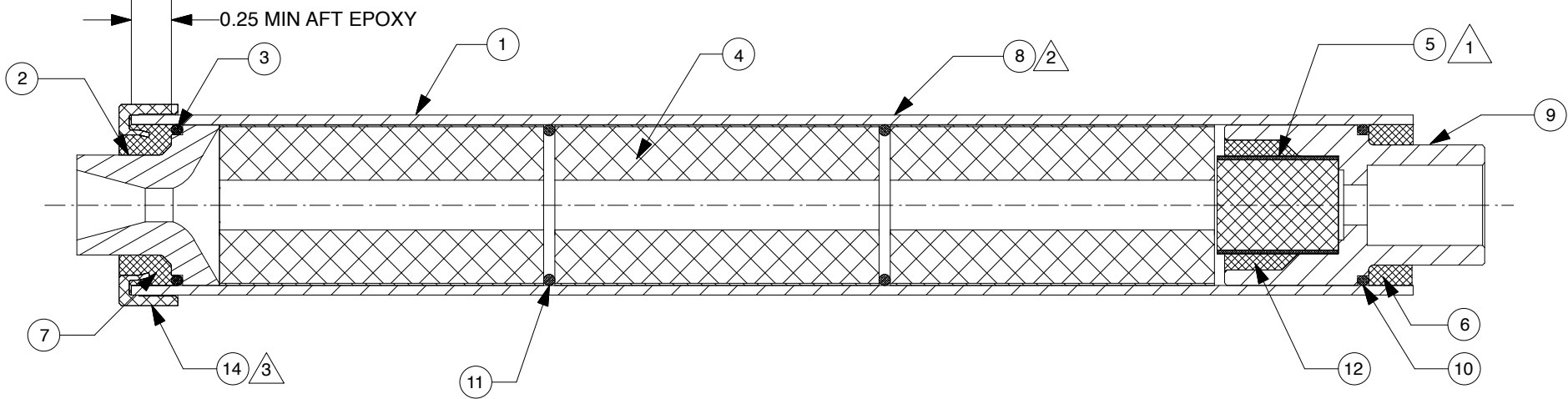


**NOTES:**

- 1 BOND FORWARD END OF DELAY GRAIN TO BULKHEAD USING DELAY BONDING COMP.
- 2 APPLY CUSTOM LABEL TO CASE AND IDENTIFY WITH LOT AND DATE CODES.
- 3 BOND THRUST RING TO CASE DURING NOZZLE INSTALL, APPLY CYANOACRYLATE TO EXTERIOR JOINT AFTER EPOXY CURE.

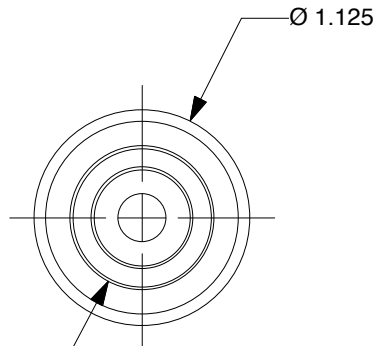
**REVISIONS**

EFFECTIVITY	REV	DESCRIPTION	DATE	APPROVED
FUTURE	A	FIRST RELEASE ISSUE	12 / 5 / 13	
FUTURE	B	ADDED 3D PRINTED THRUST RING, REMOVED FORWARD BAFFLE DISK	11 / 19 / 16	



Ø 0.209

AFT END VIEW



Ø 1.125

Ø 0.750

FORWARD END VIEW

QTY	PART NUMBER	DESCRIPTION	ITEM
1	29TR3D	3D PRINTED 29MM THRUST RING	14
1			13
AR	TBD	DELAY BONDING COMP	12
2	00020	GRAIN SPACER O-RING (1" O.D. X 1/16") 020	11
1	00020	BULKHEAD O-RING (1" O.D. X 1/16") 020	10
1	01917-1 REV C	MOLDED BULKHEAD (ABS PLASTIC)	9
1	NONE	CUSTOM LABEL	8
AR	03800-B	EPOXY, AFT BULKHEAD (BLACK) 2.3 GR.	7
AR	03800-B	EPOXY, FORWARD (BLACK) 3.1 GRAMS	6
1	03379-K	DELAY GRAIN (.610" X .759") KRAFT, 8023D	5
3	03DM29-1	PROP. GRAIN (1" O.D. X 2.023" X .313" CORE) 7524DM	4
1	00020	NOZZLE O-RING (1" O.D. X 1/16") 020	3
1	01500-8	NOZZLE (F60/G80) DRILLED TO .209"	2
1	01975-7	FIBERGLASS CASE (1.125" O.D. X 8.00")	1

UNLESS OTHERWISE SPECIFIED DIMENSIONS ARE IN INCHES

.XX +/- .010	.XXX +/- .005	ANGLES +/- 2 deg.
MATERIAL		
NOTED		
FINISH		

CONTRACT NUMBER		LIST OF MATERIAL	
PREP G. ROSENFELD 12 / 13			
CHKR		2113 W. 850 N. Street Cedar City, Utah 84721 (435) 865-7100 (Ph) (435) 865-7120 (Fax)	
APVD		<b>H115DM-14A DMS™</b> <b>MOTOR ASSEMBLY</b>	
APVD		SIZE <b>A</b> NUMBER <b>081114</b>	
SCALE 1 / 1		SHEET 1 OF 1	