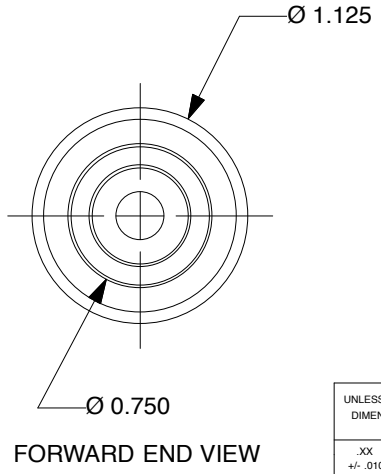
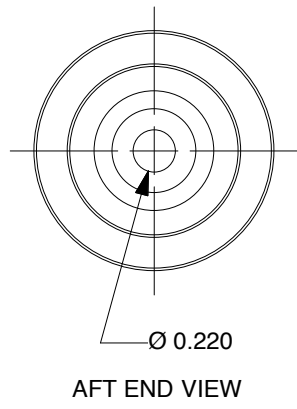
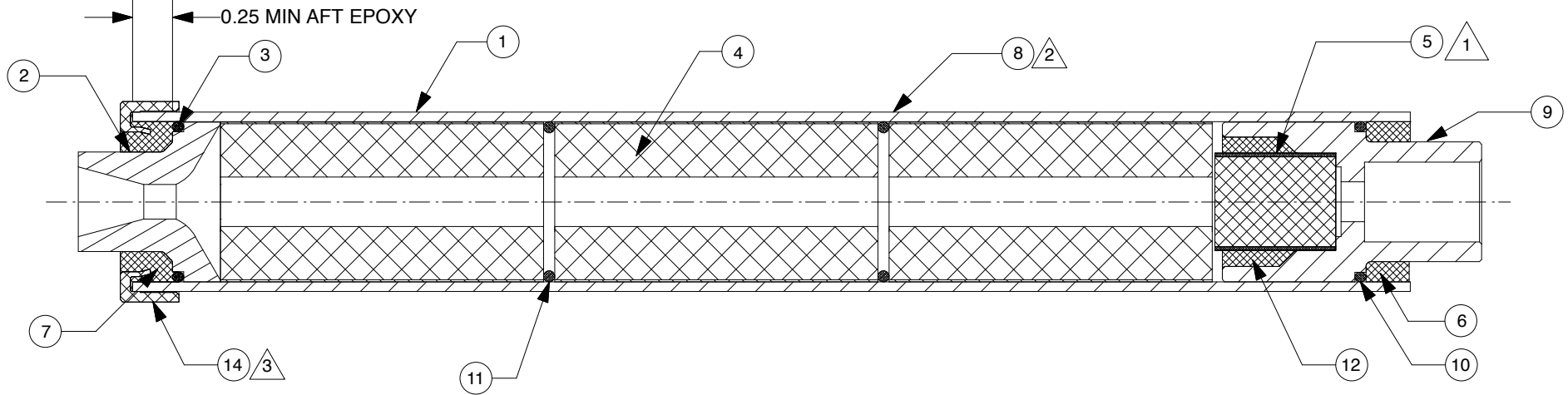


**NOTES:**

- 1 BOND FORWARD END OF DELAY GRAIN TO BULKHEAD USING DELAY BONDING COMP.
- 2 APPLY CUSTOM LABEL TO CASE AND IDENTIFY WITH LOT AND DATE CODES.
- 3 BOND THRUST RING TO CASE DURING NOZZLE INSTALL, APPLY CYANOACRYLATE TO EXTERIOR JOINT AFTER EPOXY CURE.

**REVISIONS**

EFFECTIVITY	REV	DESCRIPTION	DATE	APPROVED
FUTURE	A	FIRST RELEASE ISSUE	12 / 10 / 19	



QTY	PART NUMBER	DESCRIPTION	ITEM
14	29TR3D	3D PRINTED 29MM THRUST RING	14
1			13
AR	TBD	DELAY BONDING COMP	12
2	00020	GRAIN SPACER O-RING (1" O.D. X 1/16") 020	11
1	00020	BULKHEAD O-RING (1" O.D. X 1/16") 020	10
1	01917-1 REV C	MOLDED BULKHEAD (ABS PLASTIC)	9
1	NONE	CUSTOM LABEL	8
AR	03800-B	EPOXY, AFT BULKHEAD (BLACK) 2.3 GR.	7
AR	03800-B	EPOXY, FORWARD (BLACK) 3.1 GRAMS	6
1	03379-K	DELAY GRAIN (.610" X .759") KRAFT, 8023D	5
3	03WS29-1	PROP. GRAIN (1" O.D. X 2.023" X .313" CORE) 8647WS	4
1	00020	NOZZLE O-RING (1" O.D. X 1/16") 020	3
1	01500-4	NOZZLE (F60/G80) DRILLED TO .220"	2
1	01975-7	FIBERGLASS CASE (1.125" O.D. X 8.00")	1

UNLESS OTHERWISE SPECIFIED DIMENSIONS ARE IN INCHES

.XX +/- .010	.XXX +/- .005	ANGLES +/- 2 deg.
-----------------	------------------	----------------------

MATERIAL

NOTED

FINISH

CONTRACT NUMBER

LIST OF MATERIAL

PREP G. ROSENFELD 12 / 19

CHKR

APVD

APVD

SCALE 1 / 1

SHEET 1 OF 1

2113 W. 850 N. Street  
Cedar City, Utah 84721  
(435) 865-7100 (Ph)  
(435) 865-7120 (Fax)

**RCS** ROCKET MOTOR COMPONENTS

**H169WS-13A DMS™**  
**MOTOR ASSEMBLY**

SIZE **A** NUMBER **081613**