

8

7

6

5

4

3

2

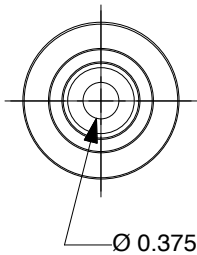
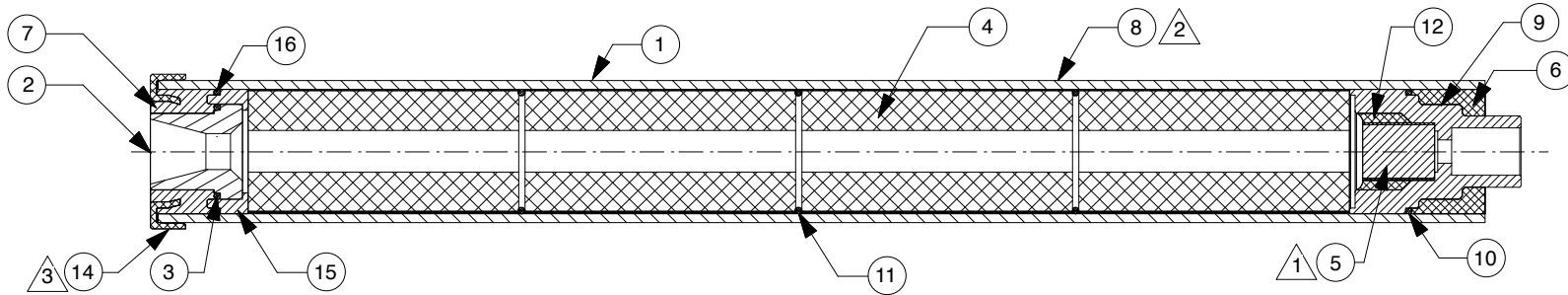
1

**NOTES:**

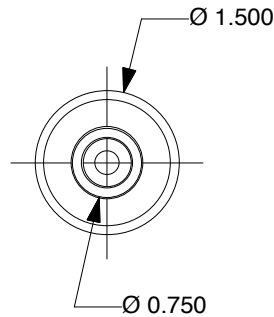
- 1 BOND FORWARD END OF DELAY GRAIN TO BULKHEAD USING DELAY BONDING COMP.
- 2 APPLY CUSTOM LABEL TO CASE AND IDENTIFY WITH LOT AND DATE CODES.
- 3 BOND THRUST RING TO CASE DURING NOZZLE INSTALL, APPLY CYANOACRYLATE TO EXTERIOR JOINT AFTER EPOXY CURE.

**REVISIONS**

EFFECTIVITY	REV	DESCRIPTION	DATE	APPROVED
FUTURE	A	FIRST RELEASE ISSUE	11 / 17 / 16	



AFT END VIEW



FORWARD END VIEW

QTY	PART NUMBER	DESCRIPTION	ITEM
1	00025	NOZZLE ADAPTER O-RING (1.313" O.D. X 1/16") 025	16
1	01917-6	38MM DMS NOZZLE ADAPTER	15
1	38TR3D	3D PRINTED 38MM THRUST RING	14
1			13
AR	TBD	DELAY BONDING COMP	12
3	00025	GRAIN SPACER O-RING (1.313" O.D. X 1/16") 025	11
1	00025	BULKHEAD O-RING (1.313" O.D. X 1/16") 025	10
1	01918 REV B	38MM DMS MOLDED BULKHEAD (ABS PLASTIC)	9
1	NONE	CUSTOM LABEL	8
AR	03800-B	EPOXY, AFT (BLACK) 15 GRAMS	7
AR	03800-B	EPOXY, FORWARD (BLACK) 10 GRAMS	6
1	03379-K	DELAY GRAIN (.610" X .759") KRAFT, 8023D	5
4	03WS38-1	GRAIN (1.308" O.D. X 2.856" X .438" CORE) 8647WS	4
1	00020	NOZZLE O-RING (1" O.D. X 1/16") 020	3
1	01550-4	NOZZLE (L2) DRILLED TO .375"	2
1	01985-2	FIBERGLASS CASE (1.500" O.D. X 14.03")	1

UNLESS OTHERWISE SPECIFIED DIMENSIONS ARE IN INCHES		LIST OF MATERIAL	
.XX +/- .010	.XXX +/- .005	ANGLES +/- 2 deg.	
MATERIAL		CONTRACT NUMBER	
NOTED		PREP G. ROSENFELD 11 / 16	
FINISH		CHKR	
		APVD	
		APVD	
		SIZE A	
		NUMBER 104314	
		SCALE 1 / 2	
		SHEET 1 OF 1	

**RCS** ROCKET MOTOR COMPONENTS, INC.  
 2113 W. 850 N. Street  
 Cedar City, Utah 84721  
 (435) 867-9998 (Ph)  
 (443) 222-0203 (Fax)

**J435WS-14A DMS™  
 MOTOR ASSEMBLY**

SIZE **A** NUMBER **104314**

SCALE 1 / 2

SHEET 1 OF 1

8

7

6

5

4

3

2

1