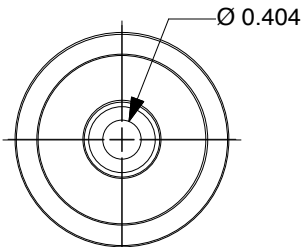
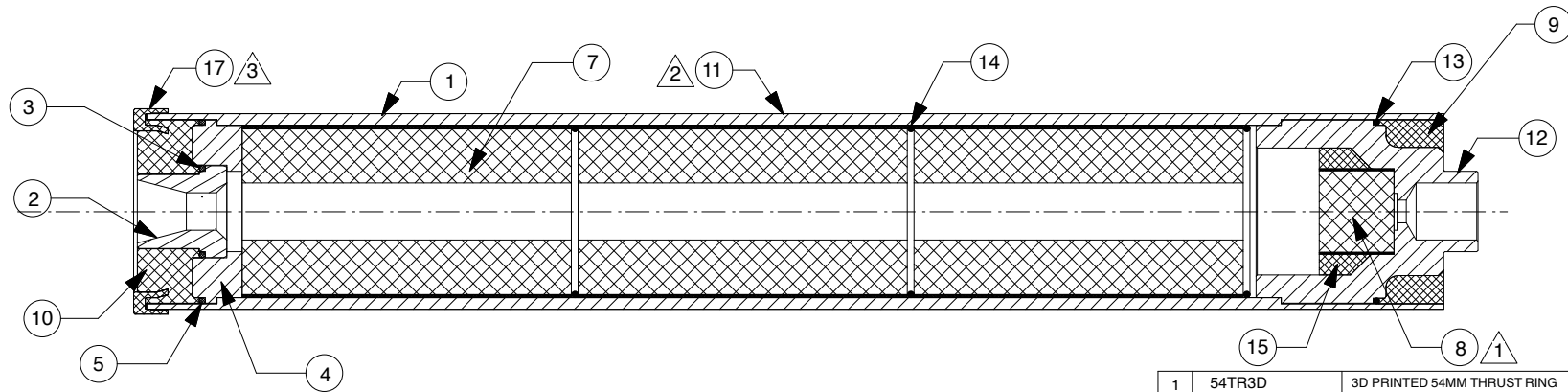


NOTES:

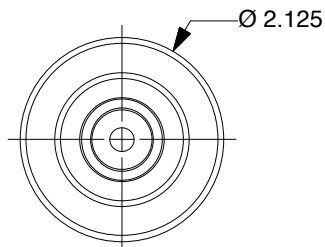
- 1 BOND FORWARD END OF DELAY GRAIN TO BULKHEAD USING DELAY BONDING COMP.
- 2 APPLY CUSTOM LABEL TO CASE AND IDENTIFY WITH LOT AND DATE CODES.
- 3 BOND THRUST RING TO CASE DURING NOZZLE INSTALL, APPLY CYANOACRYLATE TO EXTERIOR JOINT AFTER EPOXY CURE.

REVISIONS

EFFECTIVITY	REV	DESCRIPTION	DATE	APPROVED
FUTURE	A	FIRST RELEASE ISSUE	11 / 19 / 16	



AFT END VIEW



FORWARD END VIEW

QTY	PART NUMBER	DESCRIPTION	ITEM
1	54TR3D	3D PRINTED 54MM THRUST RING	17
1			16
AR	TBD	DELAY BONDING COMP	15
3	00031	GRAIN SPACER O-RINGS (1.875" O.D. X 1/16") 031	14
1	00032	BULKHEAD O-RING (2.000" O.D. X 1/16") 032	13
1	01919 REV A	54MM DMS MOLDED BULKHEAD (ABS PLASTIC)	12
1	NONE	CUSTOM LABEL	11
AR	03800-B	EPOXY, AFT (BLACK) 15 GRAMS	10
AR	03800-B	EPOXY, FORWARD (BLACK) 10 GRAMS	9
1	03921-K	DELAY GRAIN (.933" X .813") KRAFT, 8023D	8
3	03C54-1	GRAIN (1.87" O.D. X 3.583" X .625" CORE) 8441C	7
1			6
1	00032	NOZZLE ADAPTER O-RING 2" O.D. X 1/16"	5
1	01919-1	NOZZLE ADAPTER	4
1	00020	NOZZLE O-RING 1" O.D. X 1/16" 020	3
1	01550-3	L2 NOZZLE DRILLED .404"	2
1	01990M-1	FIBERGLASS CASE, MACHINED (2.125" O.D. X 8.589")	1

UNLESS OTHERWISE SPECIFIED DIMENSIONS ARE IN INCHES		LIST OF MATERIAL	
.XX +/- .010	.XXX +/- .005	ANGLES +/- 2 deg.	
MATERIAL		CONTRACT NUMBER	
NOTED		PREP G. ROSENFELD 11 / 16	
FINISH		CHKR	
		APVD	
		APVD	
		SIZE A NUMBER 114014	
		SCALE 1 / 2 SHEET 1 OF 1	

RCS ROCKET MOTOR COMPONENTS, INC.
 2113 W. 850 N. Street
 Cedar City, Utah 84721
 (435) 867-9998 (Ph)
 (443) 222-0203 (Fax)

**K400C-14A DMS™
 MOTOR ASSEMBLY**

114014